



Aere 70 Freestanding



Aere 70S

Aere 70S Insert



Aere 70S Insert

Aere 70S & 70SL

The BOSQ Aere 70S has all the charm of a traditional wood fireplace combined with an innovative modern design and the latest technology. Beautifully crafted, the smallest details on this unit are designed to delight, such as the solid black handle that blends seamlessly with the steel body, and the large glass panel providing an unrivalled flame.

Heat Capacity	150 - 180sq ²
Peak Efficiency	64%
Emissions	1.1 g/kg
Max. log length	400mm

Cover fire: Aere 70SL

Key Features

- ✓ Slimline design with an unrivalled flame
- ✓ Reflective glass door
- ✓ European engineering
- ✓ Available with an open base
- ✓ Available with a fan

Aere 70S Insert

The Aere 70S insert offers a contemporary design incorporating crisp, straight edges providing a contrast to the fluidity of the flames visible through the glass front. Featuring a premium grade black steel firebox the Aere 70S provides durability with an efficient heat transfer. A stylish, elegant and minimalist design with a focus on modern expression.

Heat Capacity	150 - 180sq ²
Peak Efficiency	64%
Emissions	1.1 g/kg
Max. log length	400mm

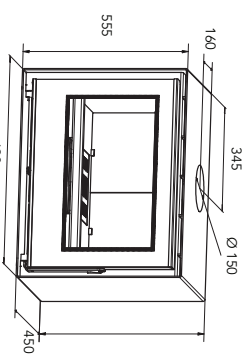
Key Features

- ✓ 4mm Steel firebox
- ✓ High density vermiculite lining system
- ✓ Glass air wash technology
- ✓ Available with a fan and minimalist edge frame

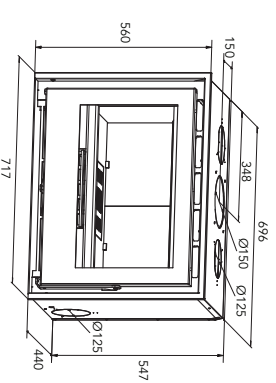
Dimensions, Specifications and Clearances

Model	Width	Depth	Height	Weight	Install Options	Flue Configuration	A	B	C	D	E	F	G	H	I	J	K	Hearth Specification
AERE 70S Freestanding (at 350mm High)	690	450	555	95kg	No Heat Shield + Solid Flue Dec Flue Shield	Ø150mm active	610	770	425	450	1200	920	300	732	375	1625	1370	6mm Cement Sheet
AERE 70SL Freestanding	690	450	915	142kg	Firebox Heatshield + Solid Shield + Inner Flue Shield Deflector	Ø150mm active / Flue Shield	410	770	425	250	1000	920	300	732	375	1625	1370	6mm Cement Sheet
AERE 70S Freestanding in an Open Fireplace Install	690	450	555	95kg	On an AS2918 Default Hearth beneath Heater	Ø150mm active	See Install Manual										30mm Cement Sheet	
AERE 70S Insert Masonry Install	696	440	547	95kg	See Install Manual	Ø150mm active / 8" and 10" outer casing	See Install Manual										6mm Cement Sheet	
AERE 70S Insert with Zero Clearance	795	510	1160	110kg	See Install Manual	Ø150mm active / 8" and 10" outer casing	See Install Manual										6mm Cement Sheet	

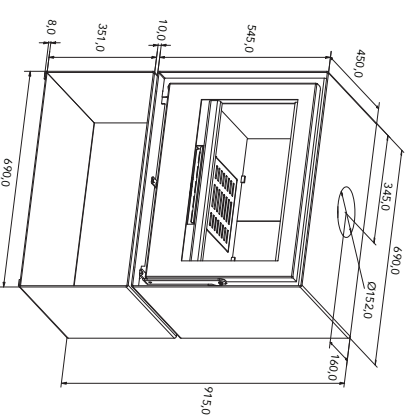
AERE 70S FREESTANDING



AERE 70S INSERT

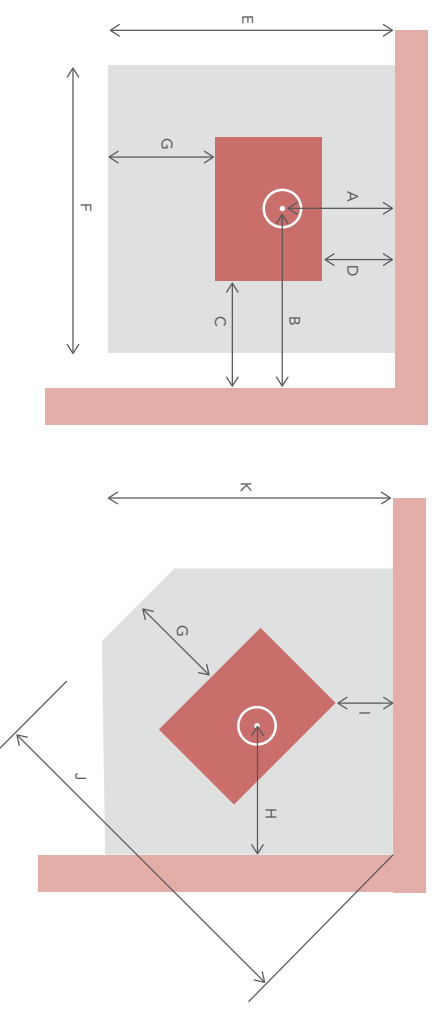


AERE 70SL FREESTANDING



Hearth Dimensions

All measurements are to the combustible material and a guide only. For full instructions and specification of the inbuilt models please consult installation manual.



MADE IN PORTUGAL

The information contained in this brochure is to assist you in your choice of a suitable fire. It is not intended to be all the information required to install the fire and does not replace the installation manual which provides more detailed information. In the interest of product development BOSQ reserves the right to change specifications without prior notice.

castworks
home heating specialists

DISTRIBUTORS FOR



Your BOSQ dealer